


Raised Bed Garden Longlife Kit



Sand Box



Vegie Patch



Double Tier Raised Flower Bed

*Optional - Requires Raised Bed Garden Longlife Extension Kit

Strong and Durable Raised Bed Garden Longlife Kit

A robust multi-purpose modular Raised Bed Garden Longlife Edging that's fast and easy to assemble.

- Longlife 15 year materials guarantee.*
- Fast assembly and can be easily relocated and re-used.
- Safe for kids and pets.
- Safe to grow vegetables and flowers.
- No nasty splinters.
- Resistant to water damage.
- Resistant to termites.
- UV stabilised so fade resistant and long lasting.
- No harmful chemical leaching so non toxic.
- High strength composite recycled waste plastic and fibre, helps to protect the environment by reducing landfill waste.



*Disclaimer:

Guaranteed 15 years to cover the useful life of the Raised Bed Garden Longlife Kit. Kit must be assembled in accordance with instructions and used for normal garden applications outlined on the label.

NB: Exact dimensions of recycled plastic products may vary, due to the nature of the reclaimed materials.

Gross Weight: 19.2 Kg

Full Assembly Instructions Overleaf



Australian Owned Family Business



Ph: 1300 799 455
wallcann.com.au

This kit contains:

- 4 side boards 200mm x 20mm x 1000mm
- 4 pegs 40mm x 40mm x 475mm
- 16 Phillips head tek screws 15 x 50mm

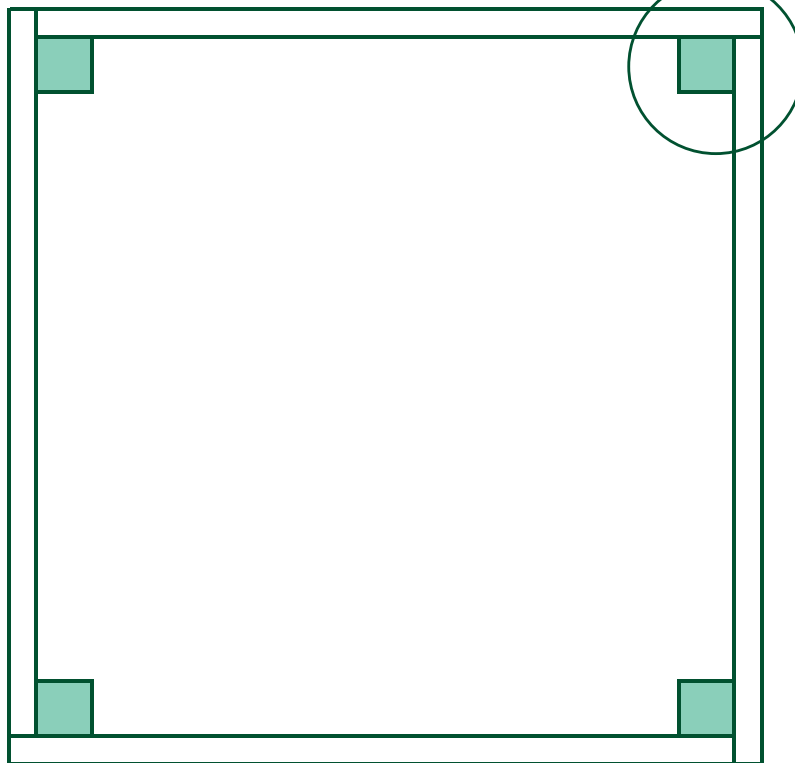
You will need these tools:

- Electric Drill
- 3.5mm drill bit
- Phillips head screw driver No. 2

Single Tier Raised Bed Garden Longlife Kit 1.02m² x 0.2m high

Gross Weight: 19.2 Kg

Diagram 1



Step 1

Step 1:

Fit 2 boards together to form a corner and align 1 peg inside the corner.

> See Diagram 1

Step 2:

Drill 2 holes in correct location on each board, through to peg.

> See Diagram 2


Step 3:

Screw corners together with peg in place using the Tek screws.

Step 4, 5 & 6:

Repeat process steps 1, 2 & 3 above to join up each corner.

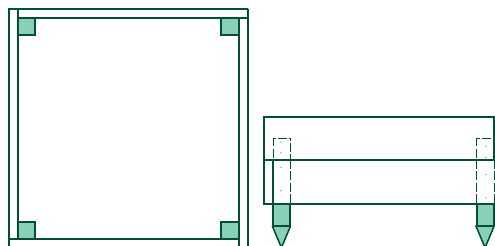
Diagram 2



Step 2

Optional Double Tier Raised Bed Garden Longlife Kit 1.02m² x 0.4m high**Optional**

Requires Raised Bed Garden Longlife Extension Kit

**Assembly:**

Repeat Process used for the single tier kit.

Remember to alternate the board overlaps.